



# **BEEF PROGENY TEST**

## **MATERNAL PERFORMANCE TRAITS REPORT**

FEBRUARY 2026



## Contents

---

<b>Introduction</b> .....	<b>4</b>
Acknowledgements.....	4
<b>Background</b> .....	<b>5</b>
What is the Beef Progeny Test? .....	5
The INZB across-breed Beef Progeny Test .....	5
<b>Key Messages</b> .....	<b>6</b>
Cow Size Traits.....	6
Cow Milk and Fertility Traits .....	7
<b>Understanding the sire report</b> .....	<b>8</b>
Trait values and rankings.....	8
Interpreting the tables.....	8
<b>Interpreting the table</b> .....	<b>10</b>
<b>Results - Cow Size Traits</b> .....	<b>11</b>
Table 1: Summary of adjusted progeny averages for Mature Cow Weight, Body Condition Score and Hip Height.....	11
<b>Results - Cow Milk and Fertility Traits</b> .....	<b>18</b>
Table 2: Summary of adjusted progeny averages for Pregnancy Rate, Days to Conception and Milk.....	18
<b>Appendix</b> .....	<b>24</b>

## Introduction

---

The Beef + Lamb New Zealand (B+LNZ) Beef Progeny Test project has been running since the first Artificial Insemination (AI) mating was undertaken in 2014. A distinguishing feature of the project was the retention of as many as possible commercially viable daughters from maternal Progeny Test sires (Angus, Hereford, and Stabilizer) into the cow herds involved, with maternal performance traits measured over time. This provides the opportunity to investigate sire performance for key maternal traits in a commercial herd setting. The first two matings (at approx 15-months-old and 27-months-old) were by natural service, with bulls used selected by the Farm Managers. Following this, a cow might have been mated by AI (to generate further progeny for the programme) or by natural service. The measurement programme on all breeding females was designed for practicality in a commercial (non-stud) hill country herd and included:

- Cow weight and Body Condition Score prior to mating (often at calf-marking), pre-calving and weaning/pregnancy scanning.
- Foetal age to within 5-day increments, estimated by experienced scanners at pregnancy testing. This measurement was ideally taken no later than 90 days after the bull went out with the cows ensuring accurate aging.
- Calf weaning weight\* of all AI-sired calves and calves born to first-calving heifers.
- Hip height.

\*Not reported as it is included in the 'Growth, Ultrasound Muscle Scanning and Carcase Report', published August 2025.

This report includes all available data on performance up to 2025 with cows from the first 2015-born cohort through to 2023-born heifers included. Note that measurements on the earlier cohorts concluded in 2023, while measurements on more recent cohorts are on-going.

## Acknowledgements

**Progeny Test properties:** Whangara Farms (Gisborne), Pamu's Rangitaiki Station (Taupo), the Black family's Mendip Hills Station (North Canterbury), Lone Star Farms' Caberfeidh Station (South Canterbury), Tautane Station (Herbertville), Pāmu's Kepler farm and Rimanui Farm's Lochinver Station.

**Project co-funders:** Beef + Lamb New Zealand and the Ministry for Primary Industries through its Sustainable Food and Fibre Futures fund.

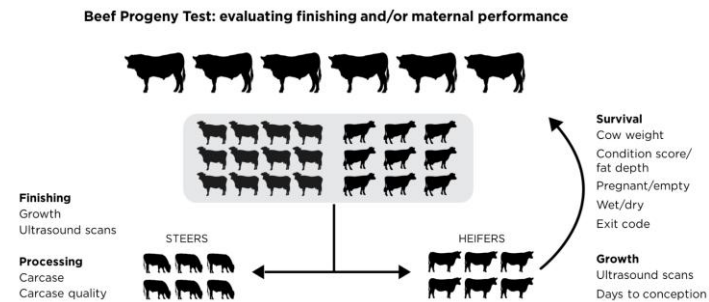
**Industry partners:** AbacusBio, Beef Breed Societies, Craig Foote of Breedtech Services and Silver Fern Farms.

**Participating herds:** Thank you to the numerous bull owners and contributors that have supported the Progeny Test. For a list of sires in each cohort, including copies of earlier reports, please visit our website: <https://www.blznzgenetics.com/progeny-tests>

## Background

### What is the Beef Progeny Test?

The Beef Progeny Test (BPT) compares bulls under New Zealand commercial farming conditions. It was established in 2014 on five large properties across New Zealand. The last mating was in 2019 with final measurements collected in 2023 on three properties – Whangara Farms, Pamu's Rangitaiki Station and Mendip Hills Station.



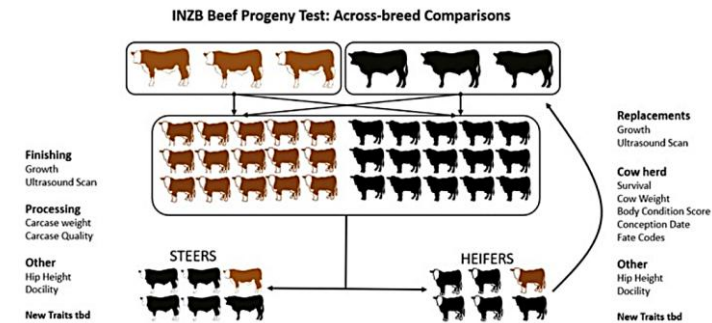
Steers were assessed on their finishing performance and carcass traits, while replacement heifers were tracked for their maternal characteristics.

Some bulls were included to provide genetic links to other programmes, where carcass data is being collected (e.g. the Australian Angus Sire Benchmark Programme, Hereford Progeny Test, Angus Sire Alliance and the B+LNZ Genetics Dairy Beef Progeny Test).

Please see our website for copies of past reports  
<https://www.blngenetics.com/progeny-tests/beef-progeny-tests>

### The INZB across-breed Beef Progeny Test

The across-breed BPT is a component of the Informing NZ Beef (INZB) programme and builds on data gathered from the original BPT. It has been run at Pāmu's Kepler farm (Te Anau) since its first mating in 2020. A North Island-based site at Lochinver Station, (Rangitaiki Plains) was included in 2022.



The programme is fundamental to a multi-breed evaluation, linking different breeds and using New Zealand-collected data to accurately estimate hybrid vigour. At Kepler, Angus and Hereford cows are run side-by-side with crosses undertaken both ways. The same Angus and Hereford bulls used at Kepler are used at Lochinver. Simmental sires have also been added to the mix at Lochinver (across Angus cows).

The Test retains pure-bred and first-cross heifer progeny (as commercially viable), evaluating them under natural service for at least their first two matings. Trait measurements collected are similar to the original BPT programme.

## Key Messages

---

Optimising maternal performance is essential for successful beef operations. Cows that are in good condition, calve early, raise healthy calves, and rebreed on time, keep your herd productive and profitable. Understanding the amount of genetic variation in key maternal traits such as mature cow weight, body condition score, fertility and milk production helps to make informed breeding and management decisions.

The following section outlines the key messages to consider when improving maternal performance in your herd. For further information and detailed resources, please visit our website: <https://www.blngenetics.com/beef-progeny-test-results>

**Please see the Trait Definitions section in the Appendix for further information about each of the traits reported.**

### Cow Size Traits

#### Management Messages:

- Monitoring the weight and body condition of cows can be useful to reach production targets for improved reproductive efficiency, animal welfare and health.
- Body Condition Score is a relevant trait for reproductive success. Cows should be at a target BCS of 7 at mating for optimum reproductive performance. The biggest impact on reproductive performance of a herd can be obtained by reducing the percentage of low conditioned cows in the herd. From a management perspective, an ideal time to identify these cows is at pre-calving, allowing time for these animals to put on condition before mating.
- As a rule of thumb, a cow has to put on 27kg to go up one condition score. Those cows in very low condition (BCS 4) only have to put on 15kg to go up one condition score – well worth the investment in feed.

#### Genetic Messages:

- Mature Cow Weight is an indicator of cull cow value (heavier cows are more valuable when culled) and cow feed requirements (heavier cows are assumed to require more feed for maintenance).
- Body Condition Score is heritable (27%) with reasonable genetic variation. This genetic variation exists across sires, and between sires within a breed, meaning there is potential to influence body condition with genetics.
- The Body Condition Score of cows is not strongly related to fat depth measured in young heifers and steers – the correlation is only 25%. This means that using fat depth EBVs to improve condition score of cows is not very effective and will add a lot of fat to carcasses relative to the improvement in BCS of cows.

## Cow Milk and Fertility Traits

### Rebreeding Performance:

Replacing females after their first successful calving season is the most expensive stage in the lifetime production cycle. At this stage, the costs for replacement animals are high, while returns from calf weaning up until this point are limited. This makes it a critical period for intervention to minimise production losses. Placing greater emphasis on rebreeding ability in two-year-old rebreeding heifers can significantly reduce the number of females exiting the herd after their first calving due to failed pregnancies.

- Previous research has shown that there is considerable sire variation (within and across breeds) in Pregnancy Rate of 2-year-old heifers (re-breeding heifers) with a heritability of 12 – 14 % and in Days to Conception of 2-year-old heifers with a heritability of 11 - 21%. This indicates that genetics has a significant impact on the ability of 2-year-old heifers to re-breed.
- Pregnancy Rate and Days to Conception are highly correlated, indicating that we are essentially talking about the same trait, just expressed in a different unit of measurement.

### Milking Potential:

The milk production of the dam directly influences the growth of her calf prior to weaning. A higher milk yield generally leads to heavier calves at weaning, which improves overall productivity and profitability. Considering progeny averages for milk can enhance maternal performance and ensure calves reach optimal weaning weights. This trait is particularly important in systems focusing on early growth to weaning. However, high milk production in systems which cannot provide the feed to support this can have impacts on cow BCS.

- Milk, with a heritability of 20%, indicates that a significant proportion of difference in calf weaning weights are attributable to the genetics of the dam.
- The Milk potential of the dam explains between 16 – 30% of the variation in cow BCS.

## Understanding the sire report

---

**This report provides an indication on how sires have performed in the Beef Progeny Test and how sires are currently performing in the ongoing INZB across-breed Progeny Test. These results can't be directly compared against BREEDPLAN EBVs, or EBVs from other evaluations. For selection purposes, it is strongly advised that BREEDPLAN or other evaluation EBVs and selection indexes be used.**

### Trait values and rankings

The progeny averages and rank are displayed for each trait. If there are no values displayed, progeny have not yet been recorded for that trait, or not enough progeny of that sire were recorded for the result to be reliable.

In most cases, higher-ranked sires have a higher value. E.g the top-ranked sire for Cow Body Condition Score (BCS) has the highest BCS. It is important to consider, that for some traits, such as Mature Cow Weight, the highest weight may not be considered the top-ranked sire, as this is a trait that is largely dependent on herd objectives and the environment in which the animals are farmed.

For the Days to Conception trait, lower values are better as this indicates that daughters from this sire get in-calf earlier (measured in days). Therefore, the top-ranked sire for Days To Conception has the lowest value.

When reviewing rankings, it is important to take into account the corresponding value figure as the difference between rankings may be minimal. E.g. in the example table provided on the next page, there is only a 4 kg difference between bulls ranked 2 and 5 for Mature Cow Weight.

Please see the Trait Definitions section in the Appendix for further information about each of the traits reported.

Some additional traits are recorded in the trial but not included in the sire report because the trait showed very little sire variation, i.e. it is not under significant genetic control. These traits include pregnancy rate as a maiden heifer and pregnancy rate as a mixed-age cow.

### Interpreting the tables

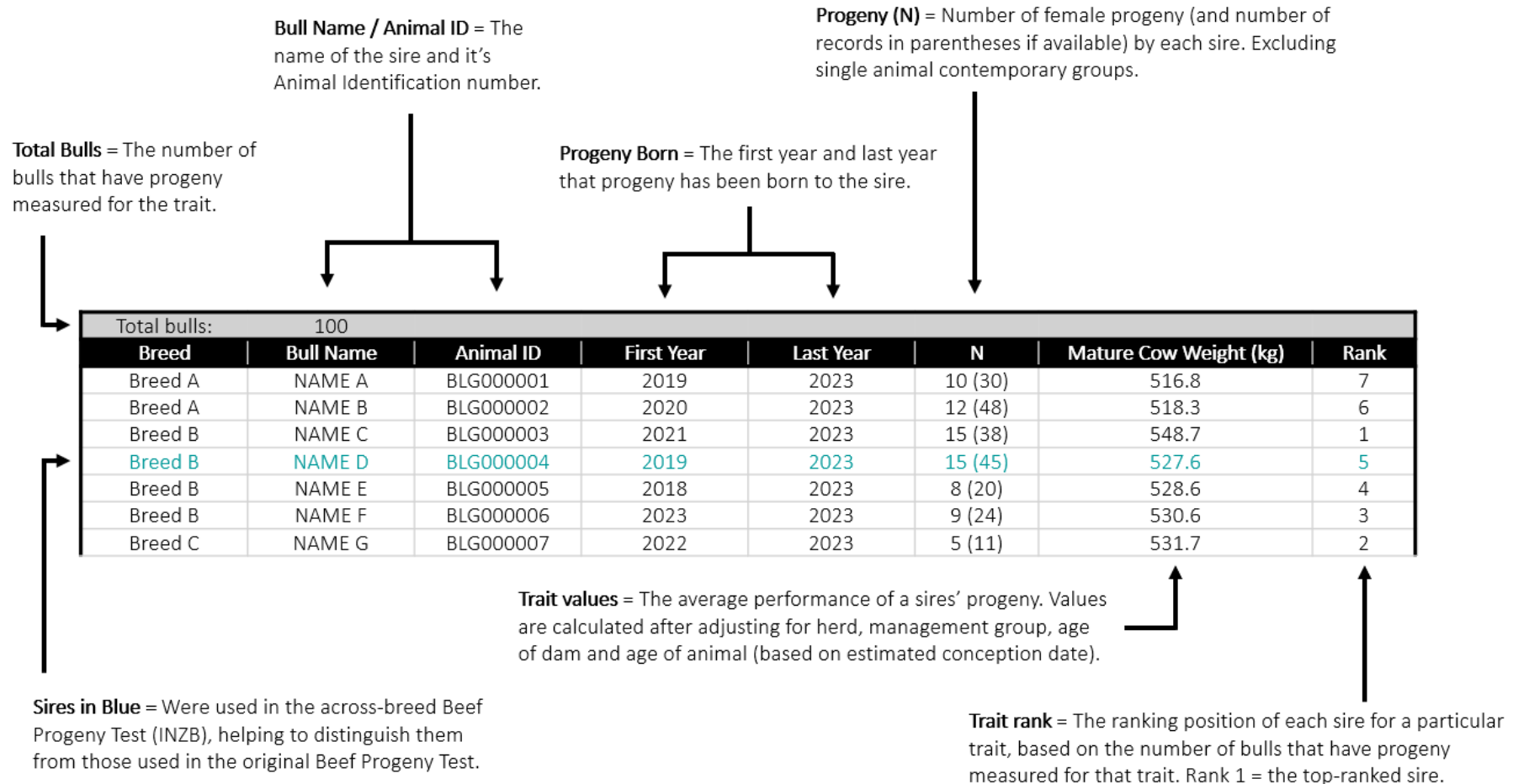
The report has been grouped into two sections – cow size traits (Mature Cow Weight, Body Condition Score and Hip Height) and cow milk and fertility traits (Pregnancy Rate, Days to Conception and Milk). Within the tables, the sires have been listed in ascending order by FIRST YEAR (progeny born), then alphabetically by BREED, then BULL NAME.

**Bull Name and Animal ID:** Both the registered bull name and Animal Identification number have been provided to help identify and search bulls on their relevant databases.

**Progeny Born - (First Year/Last Year):** refers to the first year and last year that progeny have been born to the sire in the progeny test and indicates if a sire has been used in more than one mating (sires are often used in multiple matings to provide linkage across years). It provides context when reviewing the number of recorded progeny. E.g. Sires with fewer progeny may have only been used in one mating.



## Interpreting the table



## Results - Cow Size Traits

**Table 1: Summary of adjusted progeny averages for Mature Cow Weight, Body Condition Score and Hip Height.**

						Total bulls: 129		Total bulls: 129		Total bulls: 165			
Breed	Bull Name	Animal ID	First Year	Last Year	N	Mature Cow Weight (kg)	Rank	N	Body Condition Score (Score)	Rank	N	Hip Height (cm)	Rank
					Minimum	505.7		6.5			126.5		
					Average	544.4		6.9			128.5		
					Maximum	586.9		7.3			132.0		
Angus	CONNELY REVENUE 7392 (IMP USA)	US17220531	2015	2016	7 (25)	549.9	45	7 (25)	6.82	91	7 (14)	128.0	110
Angus	FOSSIL CREEK HERO H006	NZE18681012006	2015	2015	5 (8)	515.4	126	5 (8)	6.78	108	5 (10)	126.7	161
Angus	G A R MOMENTUM (IMP USA)	US17354145	2015	2016	5 (19)	538.9	83	5 (19)	6.97	31	6 (10)	127.4	144
Angus	GLANWORTH WAIGROUP 1213	1215401213	2015	2015	5 (8)	532.6	107	5 (8)	6.90	64	5 (7)	127.7	132
Angus	H P C A INTENSITY (IMP USA)	US17366506	2015	2016	10 (45)	556.0	29	10 (47)	6.94	48	11 (21)	128.5	84
Angus	LINTON 13007	NZE20305013007	2015	2015	10 (26)	506.6	127	10 (27)	6.75	112	10 (19)	126.5	164
Angus	MATAURI OUTLIER F031	14647010F031	2015	2016	12 (24)	552.1	37	12 (24)	6.88	70	14 (24)	129.1	50
Angus	MATAURI REALITY 839	NZE14647008839	2015	2016	7 (19)	543.8	73	7 (19)	6.85	80	5 (9)	128.0	116
Angus	NGAPUTAHU EUREKA E38	NZE21095009E38	2015	2016	10 (20)	525.2	114	10 (20)	6.79	107	13 (22)	128.7	72
Angus	PA SAFEGUARD 021 (IMP USA)	US16772185	2015	2017	5 (10)	535.7	98	5 (10)	6.86	78	10 (14)	128.0	114
Angus	PINEBANK 64/10	1199001064	2015	2016	7 (12)	519.7	123	7 (12)	6.82	89	7 (14)	127.3	147
Angus	RENNYLEA EDMUND E11 (AI) (ET) (IMP AUS)	NORE11	2015	2016	8 (33)	563.8	13	8 (36)	7.00	22	8 (13)	129.2	37
Angus	RISSINGTON 135057	NZE145720135057	2015	2015	7 (17)	537.9	85	7 (17)	6.90	63	7 (14)	128.0	113
Angus	RISSINGTON 135262 (ET)	NZE145720135262	2015	2015	5 (7)	537.6	87	5 (7)	6.79	104	7 (10)	128.8	61
Angus	RISSINGTON ANALYST 135252 (ET)	NZE145720135252	2015	2015	7 (15)	544.8	66	7 (15)	6.81	93	9 (13)	129.2	35
Angus	RISSINGTON PROMINENT 100104	NZE145720100104	2015	2015	8 (17)	529.5	111	8 (17)	6.70	119	8 (14)	128.7	68
Angus	S A V BRUISER 9164 (IMP USA)	US16396531	2015	2016	7 (14)	543.4	74	7 (14)	6.79	105	8 (14)	128.6	78
Angus	STORTH OAKS H114	NZE19507012H114	2015	2016	9 (44)	555.4	33	9 (44)	7.05	11	10 (19)	128.1	108
Angus	STORTH OAKS H2	NZE19507012H2	2015	2016							7 (8)	127.7	127
Angus	STORTH OAKS H41	NZE19507012H41	2015	2015	5 (15)	570.3	8	5 (15)	7.19	2	6 (11)	129.9	19
Angus	TANGIHAU KAINO H29	16883012H29	2015	2016	9 (15)	523.5	118	9 (15)	6.56	127	9 (16)	128.8	62

					Total bulls: 129			Total bulls: 129			Total bulls: 165		
Breed	Bull Name	Animal ID	First Year	Last Year	N	Mature Cow Weight (kg)	Rank	N	Body Condition Score (Score)	Rank	N	Hip Height (cm)	Rank
					Minimum	505.7		6.5			126.5		
					Average	544.4		6.9			128.5		
					Maximum	586.9		7.3			132.0		
Angus	TE MANIA 11 553	NZE16932011553	2015	2016	12 (36)	548.4	50	12 (38)	7.10	7	12 (24)	129.2	43
Angus	TOTARANUI 238 (ET)	NZE12922011238	2015	2016	9 (29)	547.1	52	9 (29)	7.19	3	10 (20)	128.4	92
Angus	TURIHAUA CRUMP E5 (ET) (SV)	NZE17691009E5	2015	2016	9 (30)	555.7	32	9 (30)	6.92	50	10 (17)	127.9	117
Angus	TURIHAUA LIBERATION C27	NZE17691007C27	2015	2015	10 (16)	545.4	58	10 (16)	6.74	115	11 (14)	126.7	160
Hereford	BLUESTONE 120061	1683120061	2015	2016	10 (26)	536.4	95	10 (25)	6.77	110	10 (14)	129.0	53
Hereford	KOANUI ROCKET 0219	0216000219	2015	2016	6 (23)	557.8	24	6 (23)	6.92	51	8 (11)	129.4	30
Hereford	MATARIKI HOLY-SMOKE (BM)	0281070390	2015	2016	6 (22)	580.0	2	6 (22)	7.13	4	8 (8)	128.4	90
Hereford	NITHDALE ELVIS 040021	0400040021	2015	2016							6 (7)	127.9	119
Hereford	OKAWA DAVIS 7046	0617070046	2015	2015	5 (16)	560.4	19	5 (16)	6.82	88	8 (8)	128.7	65
Hereford	OKAWA MARSHALL 0109	0617100109	2015	2016	7 (19)	563.0	16	7 (19)	6.97	32	8 (12)	128.9	54
Hereford	OTAPAWA SPARK 3060	0347033060	2015	2015	14 (56)	586.9	1	14 (56)	7.34	1	14 (23)	130.6	6
Hereford	WAIKAKA TURNING POINT 110015	0328110015	2015	2016	5 (19)	578.1	4	5 (19)	6.95	44	9 (11)	131.3	2
Hereford	WIRRUNA DAFFY D1 (IMP AUS)	AUWNAD1	2015	2016	8 (26)	554.9	34	8 (26)	7.11	6	11 (14)	127.7	129
Stabilizer	FOCUS BIG GENE 121293	N/A	2015	2017	10 (28)	524.9	115	10 (28)	6.68	121	10 (19)	128.3	93
Stabilizer	FOCUS FORCEFUL 135159	N/A	2015	2016	11 (23)	521.2	122	11 (23)	6.65	123	13 (24)	126.5	165
Stabilizer	FOCUS FOREFRONT 121599	N/A	2015	2016	11 (27)	522.4	120	11 (27)	6.52	129	13 (23)	128.0	115
Stabilizer	FOCUS PORTERHOUSE 135361	N/A	2015	2016	7 (16)	537.5	89	7 (16)	6.62	124	8 (14)	128.7	70
Angus	DEER VALLEY ALL IN (IMP USA)	US17307074	2016	2017	10 (38)	565.7	10	10 (38)	6.78	109	10 (20)	129.3	32
Angus	FOCUS 131511	NZE194730131511	2016	2017	7 (17)	548.7	49	7 (17)	6.91	57	7 (11)	128.0	109
Angus	FOCUS 131539	NZE194730131539	2016	2017	6 (13)	542.7	76	6 (13)	7.00	20	6 (9)	128.8	63
Angus	FOCUS 143143	NZE194990143143	2016	2017	5 (11)	556.4	27	6 (11)	6.97	34	6 (8)	130.7	5
Angus	KAKAHU BOND 13007 *	NZE13300013007	2016	2022	11 (15)	557.2	25	11 (15)	6.89	67	13 (14)	129.2	34
Angus	KAKAHU JUBILANT 13054	NZE13300013054	2016	2017	5 (9)	534.2	102	5 (9)	6.81	94	6 (7)	127.5	139
Angus	LINTON 13543	NZE20305013543	2016	2017							5 (6)	130.1	13
Angus	MEADOWSLEA F540	19134010540	2016	2019	5 (9)	545.2	61	5 (9)	6.86	77	8 (11)	128.1	105
Angus	MT MABLE FAT BOY 373	12188006373	2016	2017	8 (18)	541.5	78	8 (18)	6.79	106	8 (13)	128.5	82

					Total bulls: 129			Total bulls: 129			Total bulls: 165		
Breed	Bull Name	Animal ID	First Year	Last Year	N	Mature Cow Weight (kg)	Rank	N	Body Condition Score (Score)	Rank	N	Hip Height (cm)	Rank
					Minimum	505.7			6.5			126.5	
					Average	544.4			6.9			128.5	
					Maximum	586.9			7.3			132.0	
Angus	STORTH OAKS EVEREST J20	NZE19507013J20	2016	2017	9 (26)	560.9	17	9 (26)	7.01	18	11 (16)	129.2	42
Angus	STORTH OAKS J29	NZE19507013J29	2016	2017	15 (54)	534.3	101	15 (52)	6.60	126	19 (31)	128.0	111
Angus	STORTH OAKS JACK J7	NZE19507013J7	2016	2018							8 (10)	130.1	15
Angus	TE MANIA GARTH G67	VTMG67	2016	2016	6 (10)	549.0	48	6 (10)	6.95	43	5 (7)	127.9	120
Angus	TE MANIA JONAH 13588	NZE16932013588	2016	2017	7 (17)	554.7	35	7 (17)	6.96	42	8 (11)	129.6	27
Angus	TURIHAUA SIR CRUMBLE E222	17691009E222	2016	2017	7 (17)	564.5	12	7 (17)	6.98	28	8 (12)	129.0	52
Angus	TUWHARETOA REGENT D145 PV	BNAD145	2016	2018	13 (39)	565.6	11	14 (40)	7.01	19	17 (26)	129.5	29
Angus	V A R RESERVE 1111 (IMP USA)	US16916944	2016	2017	8 (24)	544.9	65	7 (23)	6.98	26	11 (16)	127.7	130
Angus	WAITANGI D213	NZE18954008D213	2016	2017	5 (9)	551.5	38	5 (9)	6.80	99	8 (9)	127.7	128
Angus	WHANGARA 12323	NZE13649012323	2016	2017	6 (14)	558.5	22	6 (14)	6.87	74	8 (11)	129.9	18
Hereford	ARDO FARGO 1154	0277111154	2016	2018	9 (27)	546.7	53	9 (27)	7.03	13	9 (13)	127.2	153
Hereford	COLRAINE CODE WORD 13 139	1660130139	2016	2018	5 (10)	573.4	5	5 (10)	7.03	14	6 (10)	129.8	23
Hereford	EFBEEF U208 FORTUNE Y848 (IMP USA)	US43187500	2016	2017	6 (19)	524.2	116	6 (19)	6.61	125	6 (10)	127.5	140
Hereford	KOANUI UNANIMOUS 0408	0216100408	2016	2018	6 (19)	550.2	41	6 (19)	6.87	75	6 (9)	129.3	31
Hereford	LIMEHILLS STAMPER 120719	0677120719	2016	2017	7 (23)	578.4	3	7 (23)	6.96	38	6 (6)	128.6	75
Hereford	OKAWA MAJOR 2008	0617120008	2016	2017	7 (28)	569.8	9	7 (28)	6.98	30	7 (7)	130.3	12
Hereford	ORARI GORGE MISCHIEF 120083 *	0400120083	2016	2022	11 (20)	558.2	23	11 (20)	6.96	40	12 (13)	128.4	91
Hereford	WIRRUNA ECHUCA E99 (IMP AUS) (BM)	AUWNAE99	2016	2018	11 (41)	555.9	31	11 (41)	7.02	15	13 (22)	128.8	60
Simmental	CDI RIMROCK 325Z (IMP USA)	US2700121	2016	2017							5 (9)	128.1	107
Stabilizer	FOCUS BIG GENE 121292	N/A	2016	2019	15 (37)	533.7	105	15 (37)	6.76	111	16 (32)	127.0	155
Angus	EARNSCLEUGH TUSSOCK 144307 (SV)	NZE210130144307	2017	2018	5 (15)	558.8	21	5 (15)	7.02	16	5 (9)	129.1	49
Angus	GLANWORTH WAIGROUP 14163	12154014163	2017	2018							5 (8)	128.9	57
Angus	H P C A PROCEED (IMP USA)	US16956101	2017	2017	7 (22)	550.2	43	7 (22)	6.84	85	7 (14)	129.1	45
Angus	LD EMBLAZON 999 (IMP USA)	US16665803	2017	2018	5 (13)	542.0	77	5 (13)	6.94	45	7 (10)	127.6	137
Angus	PATHFINDER GENESIS G357 (IMP AUS)	SMPG357	2017	2017	11 (28)	547.6	51	11 (28)	6.93	49	13 (22)	130.5	9
Angus	PINEBANK 97/11	1199001197	2017	2018							5 (8)	127.8	123

					Total bulls: 129			Total bulls: 129			Total bulls: 165		
Breed	Bull Name	Animal ID	First Year	Last Year	N	Mature Cow Weight (kg)	Rank	N	Body Condition Score (Score)	Rank	N	Hip Height (cm)	Rank
					Minimum	505.7		6.5			126.5		
					Average	544.4		6.9			128.5		
					Maximum	586.9		7.3			132.0		
Angus	RENNYLEA K163(APR)(ET) (P)	NORK164	2017	2018							5 (9)	128.4	86
Angus	SEVEN HILLS 129/14	NZE21159014129	2017	2017	7 (19)	532.4	108	7 (19)	6.81	96	7 (13)	128.6	76
Angus	STORTH OAKS ANGUS PRIME K5	NZE19507014K5	2017	2018	10 (27)	506.2	128	10 (27)	6.73	117	11 (21)	128.3	96
Angus	STORTH OAKS K122	NZE19507014K122	2017	2019	13 (40)	545.2	63	12 (39)	6.92	54	15 (26)	129.1	48
Angus	STORTH OAKS K134	NZE19507014K134	2017	2018	6 (17)	556.2	28	6 (17)	6.85	82	7 (12)	130.7	4
Angus	V A R GENERATION 2100	US17171587	2017	2017	5 (17)	529.6	110	5 (17)	6.75	113	5 (10)	128.4	88
Angus	WAITAWHETA K44 AB	18938014K44	2017	2018	7 (18)	544.8	67	7 (18)	6.96	39	7 (13)	128.7	64
Angus	WR JOURNEY-1X74 (ET)	US16924332	2017	2018	6 (17)	544.2	70	6 (17)	6.81	95	6 (12)	130.1	14
Hereford	ARDO ACHILLES 120	0277100120	2017	2018	9 (21)	536.0	96	9 (21)	6.97	35	9 (13)	127.7	126
Hereford	ARDO BISMARCK 4256	0277144256	2017	2018	7 (19)	528.5	112	7 (19)	6.80	98	7 (9)	128.4	87
Hereford	GRASSMERE GALLANT 9	0200140009	2017	2018	10 (22)	560.6	18	10 (22)	7.09	9	10 (14)	129.1	44
Hereford	INJEMIRA ANZAC K220 (IMP AUS)	IHSK220	2017	2017	5 (14)	535.2	99	5 (14)	6.86	76	5 (7)	128.6	77
Hereford	KOANUI TECHNO 3062 (BM)	0216133062	2017	2018	9 (26)	550.7	40	9 (26)	6.92	55	9 (13)	129.8	22
Hereford	MATARIKI 140255	0281140255	2017	2018	11 (28)	540.6	80	11 (28)	6.97	37	11 (15)	129.2	39
Hereford	SHF ALL STAR 42X A191 (IMP USA) (BM)	US43379326	2017	2018	5 (11)	526.2	113	5 (11)	6.90	60	5 (6)	127.7	131
Hereford	TE TAUMATA FOUNDATION 14684	0308140684	2017	2018	8 (19)	544.0	72	8 (19)	6.88	73	6 (10)	128.6	74
Hereford	TLELL 29F RED CEDAR 8N (CAN)	CA02826570	2017	2018	8 (19)	518.1	124	8 (20)	6.54	128	9 (11)	128.2	103
Stabilizer	STABILIZER 140082	N/A	2017	2018	5 (11)	518.0	125	5 (11)	6.66	122	6 (11)	128.5	81
Stabilizer	STABILIZER 140850	N/A	2017	2019	9 (19)	505.7	129	9 (19)	6.73	116	12 (19)	127.1	154
Angus	FOCUS 163069 (P)	NZE194990163069	2018	2019	10 (22)	549.6	47	10 (22)	7.00	23	11 (18)	129.2	36
Angus	KAKAHU 16159	NZE13300016159	2018	2019							5 (8)	128.2	102
Angus	LD CAPITALIST 316 (IMP USA)	US17666102	2018	2018	8 (18)	535.9	97	8 (18)	7.04	12	9 (16)	127.3	149
Angus	PA FULL POWER 1208 (IMP USA)	US16981588	2018	2019	11 (26)	544.5	69	11 (26)	6.98	29	11 (22)	128.9	55
Angus	RISSINGTON 160136	NZE145720160136	2018	2019	5 (9)	523.4	119	5 (9)	6.80	101	7 (10)	128.1	104
Angus	RISSINGTON RESOLVED C116	NZE14572015C116	2018	2019							5 (9)	127.4	143
Angus	STORTH OAKS L94	NZE19507015L94	2018	2019	7 (15)	537.0	91	7 (15)	6.72	118	10 (17)	130.6	7

					Total bulls: 129			Total bulls: 129			Total bulls: 165		
Breed	Bull Name	Animal ID	First Year	Last Year	N	Mature Cow Weight (kg)	Rank	N	Body Condition Score (Score)	Rank	N	Hip Height (cm)	Rank
					Minimum	505.7			6.5			126.5	
					Average	544.4			6.9			128.5	
					Maximum	586.9			7.3			132.0	
Angus	TE MANIA MULLER 16305 *	NZE16932016305	2018	2022	7 (13)	557.2	26	7 (13)	6.86	79	9 (12)	130.3	11
Angus	TOTARANUI 15151	NZE12922015151	2018	2018	5 (13)	539.4	81	5 (13)	6.83	87	5 (9)	128.4	85
Hereford	ARDO AJAX 5014 (BM) *	0277155014	2018	2022	15 (24)	524.0	117	15 (22)	6.89	68	16 (20)	127.4	145
Hereford	CRAIGMORE IKE 140260	0169140260	2018	2019							5 (9)	127.5	138
Hereford	DAYS ROBIN HOOD H38 (AI) (ET) (P)	AUDAYH38	2018	2019	7 (10)	544.1	71	7 (10)	6.96	41	7 (10)	126.6	163
Hereford	GRASSMERE GALLANT 152 (BM)	0200150152	2018	2019	7 (12)	543.0	75	7 (12)	6.90	59	8 (12)	127.2	152
Hereford	KOANUI LEGIT 6444 *	0216166444	2018	2022	11 (18)	545.3	60	10 (17)	6.80	97	11 (15)	126.7	162
Hereford	LIMEHILLS STREAKER 150368 (BM) *	0677150368	2018	2022	11 (23)	545.5	57	11 (22)	7.02	17	13 (21)	129.0	51
Hereford	OKAWA HOGAN 3156	0617130156	2018	2018	6 (14)	571.9	7	6 (14)	7.07	10	10 (15)	130.0	16
Hereford	ORARI GORGE PATTON 150051	0400150051	2018	2019							6 (8)	127.4	146
Hereford	ORARI GORGE QUANTUM 160091	0400160091	2018	2019	7 (13)	537.7	86	7 (13)	6.88	72	8 (15)	127.6	133
Hereford	WESTHOLM TRUST R 58	0421160058	2018	2019	8 (13)	544.8	68	8 (13)	6.84	83	8 (14)	129.5	28
Simmental	JANEFIELD ED AE1	1671AE0001	2018	2019							6 (6)	129.1	46
Simmental	RISSINGTON AA0809	0049AA0809	2018	2019							5 (5)	130.9	3
Simmental	WAIKITE AY0097	1455AY0097	2018	2019							6 (6)	132.0	1
Simmental	WS RED MOON D76 (IMP USA)	US3115609	2018	2019							8 (8)	128.3	95
Angus	CONNELY LEGENDARY 644L	US18534952	2019	2020							6 (8)	126.8	156
Angus	KAKAHU LACHLAN 15095	NZE13300015095	2019	2020	8 (9)	545.0	64	8 (9)	6.81	92	10 (12)	128.5	83
Angus	LINTON 16107	NZE20305016107	2019	2020	6 (7)	533.8	103	6 (7)	6.92	53	8 (12)	127.9	118
Angus	RISSINGTON 17014	NZE14572017014	2019	2020							6 (8)	127.6	134
Angus	STORTH OAKS JOURNEY M31	NZE19507016M31	2019	2020							6 (8)	128.2	100
Angus	STORTH OAKS M10	NZE19507016M10	2019	2020	6 (8)	563.0	15	6 (8)	6.99	24	8 (13)	129.7	25
Angus	STORTH OAKS M119	NZE19507016M119	2019	2020	5 (7)	540.6	79	5 (7)	6.88	71	8 (10)	129.2	40
Angus	TE MANIA MATRIX 16018	NZE16932016018	2019	2020	5 (7)	533.8	104	5 (7)	6.82	90	5 (7)	128.6	80
Angus	WAITANGI M203 *	NZE18954016M203	2019	2022	8 (11)	537.0	90	8 (10)	6.94	47	10 (11)	128.1	106

					Total bulls: 129			Total bulls: 129			Total bulls: 165		
Breed	Bull Name	Animal ID	First Year	Last Year	N	Mature Cow Weight (kg)	Rank	N	Body Condition Score (Score)	Rank	N	Hip Height (cm)	Rank
					Minimum	505.7		6.5			126.5		
					Average	544.4		6.9			128.5		
					Maximum	586.9		7.3			132.0		
Hereford	MATARIKI 110637 *	0281110637	2019	2022	6 (9)	555.9	30	6 (8)	6.97	33	12 (12)	129.3	33
Hereford	MATARIKI JETSON	0281160215	2019	2020	7 (7)	545.2	62	6 (6)	6.89	66	8 (8)	128.4	89
Hereford	OKAWA STAMPER 160124	0617160124	2019	2020	10 (10)	531.9	109	10 (10)	6.90	62	11 (11)	126.8	159
Hereford	WIRRUNA MATTY M288 (AUS) *	WNAM288	2019	2022	13 (14)	550.2	42	13 (14)	6.99	25	14 (14)	128.9	56
Simmental	KERRAH EPIC E303	1667AE0303	2019	2020							5 (5)	129.8	21
Stabilizer	STABILIZER 165287	N/A	2019	2020	6 (6)	554.3	36	6 (6)	6.94	46	7 (7)	128.6	73
Stabilizer	STABILIZER 165292	N/A	2019	2020	9 (9)	549.7	46	9 (9)	6.84	84	12 (12)	128.2	101
Stabilizer	STABILIZER 16S38	N/A	2019	2020	9 (9)	535.1	100	9 (9)	6.84	86	9 (9)	128.0	112
Angus	CLUNES CROSSING DUSTY M13 (AI) (IMP AUS)	AUQMUM13	2020	2020	7 (7)	522.1	121	7 (7)	6.70	120	8 (11)	128.8	59
Angus	FOCUS 173075 (P) *	NZE194990173075	2020	2023	22 (22)	545.3	59	22 (22)	6.92	52	29 (31)	127.8	122
Angus	LINTON 17070 (P) *	NZE20305017070	2020	2022	11 (12)	536.7	94	11 (12)	6.74	114	13 (17)	129.2	41
Angus	RISSINGTON SURE FIRE P399 *	NZE145720180399	2020	2021	8 (9)	537.5	88	8 (9)	6.80	102	11 (13)	127.8	124
Hereford	CAPETHORNE 1617 *	0065160017	2020	2021	12 (15)	550.1	44	12 (15)	6.91	58	16 (16)	127.6	136
Hereford	FOULDEN HILL FLAME 11 0155	1731110155	2020	2020	6 (6)	572.4	6	6 (6)	7.13	5	7 (7)	130.6	8
Hereford	GLENBRAE NIGHTRIDER 1761	0730170061	2020	2020	6 (6)	546.4	54	6 (6)	6.89	69	8 (8)	127.6	135
Hereford	LIMEHILLS ANZAC 170279	0677170279	2020	2020	6 (6)	550.7	39	5 (5)	6.97	36	6 (6)	128.2	98
Hereford	OTAPAWA VOODOO 7007	0347177007	2020	2020	5 (5)	537.0	92	5 (5)	6.92	56	6 (6)	128.8	58
Angus	RISSINGTON ACCELERATE 17002	NZE14572017002	2021	2022	8 (12)	536.8	93	8 (11)	6.90	61	8 (8)	128.7	69
Angus	HALLMARK STIRLING Q016	21224019Q016	2022	2023	11 (11)	545.9	56	11 (11)	6.98	27	15 (15)	127.3	151
Angus	STOKMAN REAL DEAL N247	NZE21043017N247	2022	2023	6 (6)	532.9	106	6 (6)	6.80	103	10 (10)	128.3	94
Angus	STORTH OAKS Q125	NZE19507019Q125	2022	2023	7 (7)	538.9	84	7 (7)	6.80	100	9 (9)	128.2	97
Hereford	KCF BENNETT RESOLVE G595	US44105347	2022	2023							12 (12)	126.8	158
Hereford	KOANUI MAJOR P469	0216180469	2022	2023	7 (7)	546.0	55	7 (7)	6.85	81	11 (11)	128.7	71
Hereford	MONYMUSK OUTBACK 190061	0272190061	2022	2023	11 (11)	539.1	82	11 (11)	6.89	65	17 (17)	127.7	125
Hereford	OKAWA SARACEN 7036	0617170036	2022	2023	7 (7)	563.7	14	7 (7)	7.00	21	14 (14)	129.8	20
Hereford	ORARI GORGE TARZAN 190091	0400190091	2022	2023	15 (15)	560.2	20	15 (15)	7.10	8	19 (19)	129.1	47

					Total bulls: 129		Total bulls: 129		Total bulls: 165				
Breed	Bull Name	Animal ID	First Year	Last Year	N	Mature Cow Weight (kg)	Rank	N	Body Condition Score (Score)	Rank	N	Hip Height (cm)	Rank
					Minimum	505.7			6.5			126.5	
					Average	544.4			6.9			128.5	
					Maximum	586.9			7.3			132.0	
Angus	FOCUS 204092	NZE194810204092	2023	2024							11 (11)	128.7	67
Angus	GRAMPIANS HOOLIGAN N66	21150017N66	2023	2024							5 (5)	126.8	157
Angus	KENNY'S CREEK PINNACLE P481	AUNDIP48	2023	2024							7 (7)	127.8	121
Angus	RISSINGTON SOVEREIGN Q485	145720190485	2023	2024							10 (10)	130.0	17
Angus	WAITANGI R257	18954020R257	2023	2024							12 (12)	127.3	150
Angus	WHENUAPAPA HECTOR R208 (ET) (PV)	21211020R208	2023	2024							9 (9)	127.5	142
Hereford	ARDO TRUST 468	0277200468	2023	2024							10 (10)	128.6	79
Hereford	FLAGSTAFF KLINGON P6	0759180006	2023	2024							19 (19)	130.3	10
Hereford	LIMEHILLS STELLAR 200311	0677200311	2023	2024							11 (11)	129.7	24
Hereford	NGAKOUKA PATU 2020	1557200020	2023	2024							17 (17)	128.7	66
Hereford	OKAWA KING PIN 200114	0617200114	2023	2024							11 (11)	127.5	141
Hereford	ORARI GORGE UPPER HUTT 200095	0400200095	2023	2024							6 (6)	128.2	99
Hereford	OTAPAWA ADMIRAL 5001	0347155001	2023	2024							6 (6)	129.6	26
Simmental	GLENSIDE HOWITZER 19003	1312190003	2023	2024							13 (13)	127.3	148
Simmental	KERRAH JACK POT J565	1667200565	2023	2024							5 (5)	129.2	38

\*The asterisk after the name denotes that these bulls are link sires of the across-breed Progeny Test - i.e. used in both the original BPT and as a link sire to the across-breed BPT. The sires coloured blue were used as part of the across-breed BPT.

Note: Some sires have been removed from the report as there were not enough progeny recorded from that sire for the results to be reliable.

## Results - Cow Milk and Fertility Traits

**Table 2: Summary of adjusted progeny averages for Pregnancy Rate, Days to Conception and Milk.**

					Total bulls: 97		Total bulls: 110		Total bulls: 92				
Breed	Bull Name	Animal ID	First Year	Last Year	N	Pregnancy Rate (%)	Rank	N	Days to Conception (Days)	Rank	N	Milk (kg)	Rank
					Minimum	84.9			22.1			-9.1	
					Average	92.0			24.6			0.1	
					Maximum	95.4			28.6			8.5	
Angus	CONNELY REVENUE 7392 (IMP USA)	US17220531	2015	2016	7	93.9	14	7	24.6	59	6 (6)	4.9	8
Angus	FOSSIL CREEK HERO H006	NZE18681012006	2015	2015				5	24.5	55	5 (5)	2.0	25
Angus	G A R MOMENTUM (IMP USA)	US17354145	2015	2016				5	26.4	99			
Angus	GLANWORTH WAIGROUP 1213	1215401213	2015	2015				5	26.7	101	5 (5)	-3.0	82
Angus	H P C A INTENSITY (IMP USA)	US17366506	2015	2016	9	94.1	10	10	22.7	3	6 (6)	0.8	37
Angus	LINTON 13007	NZE20305013007	2015	2015	9	94.6	5	10	23.3	19	10 (12)	-2.0	73
Angus	MATAURI OUTLIER F031	14647010F031	2015	2016	11	92.6	48	11	25.3	81	12 (15)	2.0	27
Angus	MATAURI REALITY 839	NZE14647008839	2015	2016							5 (10)	2.3	21
Angus	NGAPUTAHU EUREKA E38	NZE21095009E38	2015	2016	9	94.4	9	9	24.1	42	9 (11)	2.2	23
Angus	PA SAFEGUARD 021 (IMP USA)	US16772185	2015	2017	5	90.6	75	5	24.9	69	5 (9)	-8.3	91
Angus	PINEBANK 64/10	1199001064	2015	2016	6	93.2	27	6	22.9	10			
Angus	RENNYLEA EDMUND E11 (AI) (ET) (IMP AUS)	NORE11	2015	2016	8	93.9	15	8	22.1	1	5 (10)	-3.2	83
Angus	RISSINGTON 135057	NZE145720135057	2015	2015				6	23.1	14	6 (9)	0.7	39
Angus	RISSINGTON 135262 (ET)	NZE145720135262	2015	2015				5	27.0	105			
Angus	RISSINGTON ANALYST 135252 (ET)	NZE145720135252	2015	2015	6	92.4	57	7	25.1	74	6 (10)	0.4	46
Angus	RISSINGTON PROMINENT 100104	NZE145720100104	2015	2015	6	93.1	30	8	26.0	96	8 (10)	3.0	17
Angus	S A V BRUISER 9164 (IMP USA)	US16396531	2015	2016	5	90.8	68	7	24.4	53	6 (6)	2.6	20
Angus	STORTH OAKS H114	NZE19507012H114	2015	2016	8	93.3	22	8	23.5	24	7 (8)	-5.6	88
Angus	STORTH OAKS H41	NZE19507012H41	2015	2015				5	22.8	5			
Angus	TANGIHAU KAINO H29	16883012H29	2015	2016	6	93.3	25	7	24.2	45	6 (6)	-2.4	78
Angus	TE MANIA 11 553	NZE16932011553	2015	2016	12	94.9	4	12	23.3	20	10 (13)	-2.5	79

					Total bulls: 97		Total bulls: 110		Total bulls: 92				
Breed	Bull Name	Animal ID	First Year	Last Year	N	Pregnancy Rate (%)	Rank	N	Days to Conception (Days)	Rank	N	Milk (kg)	Rank
					Minimum	84.9			22.1			-9.1	
					Average	92.0			24.6			0.1	
					Maximum	95.4			28.6			8.5	
Angus	TOTARANUI 238 (ET)	NZE12922011238	2015	2016	10	94.5	7	10	23.2	16	8 (8)	0.9	35
Angus	TURIHAUA CRUMP E5 (ET) (SV)	NZE17691009E5	2015	2016	9	92.0	60	9	24.8	65	9 (12)	0.2	48
Angus	TURIHAUA LIBERATION C27	NZE17691007C27	2015	2015	8	93.3	23	8	23.7	31	10 (11)	1.5	30
Hereford	BLUESTONE 120061	1683120061	2015	2016	9	88.4	93	9	26.0	95	10 (14)	6.8	2
Hereford	KOANUI ROCKET 0219	0216000219	2015	2016	6	93.5	18	6	23.9	36	6 (13)	2.3	22
Hereford	MATARIKI HOLY-SMOKE (BM)	0281070390	2015	2016	6	91.2	64	6	24.3	48	5 (8)	0.6	42
Hereford	OKAWA DAVIS 7046	0617070046	2015	2015	6	88.9	92	6	25.8	93	6 (9)	5.9	4
Hereford	OKAWA MARSHALL 0109	0617100109	2015	2016	7	93.6	17	7	24.4	50	6 (11)	-3.6	85
Hereford	OTAPAWA SPARK 3060	0347033060	2015	2015	13	92.5	54	13	24.0	39	14 (22)	0.6	41
Hereford	WAIKAKA TURNING POINT 110015	0328110015	2015	2016	6	91.2	63	6	25.4	85			
Hereford	WIRRUNA DAFFY D1 (IMP AUS)	AUWNAD1	2015	2016	7	90.2	83	7	25.4	84	7 (12)	-9.1	92
Stabilizer	FOCUS BIG GENE 121293	N/A	2015	2017	9	89.5	90	9	25.0	71	10 (15)	3.9	13
Stabilizer	FOCUS FORCEFUL 135159	N/A	2015	2016	11	93.1	32	11	22.9	11	8 (10)	0.7	40
Stabilizer	FOCUS FOREFRONT 121599	N/A	2015	2016	12	91.2	62	13	23.5	25	10 (14)	4.6	9
Stabilizer	FOCUS PORTERHOUSE 135361	N/A	2015	2016	8	90.5	77	8	25.9	94	6 (10)	0.4	45
Angus	DEER VALLEY ALL IN (IMP USA)	US17307074	2016	2017	8	93.0	37	10	24.6	61	9 (9)	-7.4	89
Angus	FOCUS 131511	NZE194730131511	2016	2017	6	92.7	47	7	24.4	51			
Angus	FOCUS 131539	NZE194730131539	2016	2017	5	92.6	49	5	24.9	67			
Angus	FOCUS 143143	NZE194990143143	2016	2017	6	90.3	80	6	25.0	72			
Angus	KAKAHU BOND 13007 *	NZE13300013007	2016	2022	10	90.6	74	10	24.6	62			
Angus	KAKAHU JUBILANT 13054	NZE13300013054	2016	2017	5	87.4	95	5	27.3	106			
Angus	MT MABLE FAT BOY 373	12188006373	2016	2017	8	90.6	73	8	25.5	90			
Angus	STORTH OAKS EVEREST J20	NZE19507013J20	2016	2017	9	93.1	31	9	23.0	12			
Angus	STORTH OAKS J29	NZE19507013J29	2016	2017	16	95.0	3	16	25.5	87	6 (7)	0.5	43
Angus	TE MANIA JONAH 13588	NZE16932013588	2016	2017	6	84.9	97	7	28.6	110			

					Total bulls: 97			Total bulls: 110			Total bulls: 92		
Breed	Bull Name	Animal ID	First Year	Last Year	N	Pregnancy Rate (%)	Rank	N	Days to Conception (Days)	Rank	N	Milk (kg)	Rank
					Minimum			22.1			-9.1		
					Average			24.6			0.1		
					Maximum			28.6			8.5		
Angus	TURIHAUA SIR CRUMBLE E222	17691009E222	2016	2017	6	90.2	82	6	26.7	100			
Angus	TUWHARETOA REGENT D145 PV	BNAD145	2016	2018	14	93.4	20	14	22.8	8	8 (8)	-0.3	56
Angus	V A R RESERVE 1111 (IMP USA)	US16916944	2016	2017	6	92.8	45	6	23.7	30	5 (5)	1.4	31
Angus	WAITANGI D213	NZE18954008D213	2016	2017	5	92.9	42	5	23.8	33			
Angus	WHANGARA 12323	NZE13649012323	2016	2017				5	24.1	43			
Hereford	ARDO FARGO 1154	0277111154	2016	2018	8	93.1	33	9	23.9	38	5 (5)	0.0	49
Hereford	COLRAINE CODE WORD 13 139	1660130139	2016	2018	6	92.5	56	6	25.2	78			
Hereford	EFBEEF U208 FORTUNE Y848 (IMP USA)	US43187500	2016	2017	6	92.5	53	6	23.7	32			
Hereford	KOANUI UNANIMOUS 0408	0216100408	2016	2018	6	92.8	43	6	25.0	70	5 (5)	3.0	18
Hereford	LIMEHILLS STAMPER 120719	0677120719	2016	2017	6	90.4	78	6	26.9	103			
Hereford	OKAWA MAJOR 2008	0617120008	2016	2017	7	93.1	36	7	23.0	13			
Hereford	ORARI GORGE MISCHIEF 120083 *	0400120083	2016	2022	10	90.0	86	10	24.4	52	8 (8)	-1.6	69
Hereford	WIRRUNA ECHUCA E99 (IMP AUS) (BM)	AUWNAE99	2016	2018	11	90.7	70	12	25.1	76	8 (8)	-0.3	53
Stabilizer	FOCUS BIG GENE 121292	N/A	2016	2019	16	93.0	38	16	24.5	54	14 (14)	0.2	47
Angus	EARNSCLEUGH TUSOCK 144307 (SV)	NZE210130144307	2017	2018				5	23.9	34	5 (5)	-0.8	62
Angus	H P C A PROCEED (IMP USA)	US16956101	2017	2017	6	93.3	21	6	23.9	35	7 (7)	-0.3	57
Angus	LD EMBLAZON 999 (IMP USA)	US16665803	2017	2018				5	28.0	108	5 (5)	-2.2	76
Angus	PATHFINDER GENESIS G357 (IMP AUS)	SMPG357	2017	2017	7	90.9	67	10	24.1	41	9 (9)	4.1	11
Angus	SEVEN HILLS 129/14	NZE21159014129	2017	2017	5	90.4	79	6	24.5	56	7 (7)	-0.2	52
Angus	STORTH OAKS ANGUS PRIME K5	NZE19507014K5	2017	2018	9	93.3	24	10	23.2	15	10 (10)	0.4	44
Angus	STORTH OAKS K122	NZE19507014K122	2017	2019	9	94.0	12	11	23.3	17	13 (13)	0.9	36
Angus	STORTH OAKS K134	NZE19507014K134	2017	2018				6	25.1	75	6 (6)	1.1	32
Angus	V A R GENERATION 2100	US17171587	2017	2017							5 (5)	4.1	12
Angus	WAITAWHETA K44 AB	18938014K44	2017	2018				6	23.6	27	7 (7)	3.4	14
Angus	WR JOURNEY-1X74 (ET)	US16924332	2017	2018				6	24.6	57	6 (6)	5.5	5

					Total bulls: 97			Total bulls: 110			Total bulls: 92		
Breed	Bull Name	Animal ID	First Year	Last Year	N	Pregnancy Rate (%)	Rank	N	Days to Conception (Days)	Rank	N	Milk (kg)	Rank
					Minimum			22.1			-9.1		
					Average			24.6			0.1		
					Maximum			28.6			8.5		
Hereford	ARDO ACHILLES 120	0277100120	2017	2018	9	93.2	26	9	22.6	2	7 (7)	-1.4	68
Hereford	ARDO BISMARCK 4256	0277144256	2017	2018	5	90.0	85	6	25.5	89	6 (6)	-1.8	70
Hereford	GRASSMERE GALLANT 9	0200140009	2017	2018	8	92.9	39	8	25.7	92	8 (8)	-4.5	86
Hereford	INJEMIRA ANZAC K220 (IMP AUS)	IHSK220	2017	2017							5 (5)	-1.2	66
Hereford	KOANUI TECHNO 3062 (BM)	0216133062	2017	2018	8	92.6	51	8	24.0	40	9 (9)	-0.3	55
Hereford	MATARIKI 140255	0281140255	2017	2018	10	93.1	28	10	24.6	60	9 (9)	5.0	7
Hereford	SHF ALL STAR 42X A191 (IMP USA) (BM)	US43379326	2017	2018	5	92.5	52	5	24.3	49			
Hereford	TE TAUMATA FOUNDATION 14684	0308140684	2017	2018	8	90.3	81	8	24.7	64	6 (6)	-2.9	81
Hereford	TLELL 29F RED CEDAR 8N (CAN)	CA02826570	2017	2018	8	90.6	76	8	26.8	102	8 (8)	-2.3	77
Stabilizer	STABILIZER 140082	N/A	2017	2018							5 (5)	3.1	15
Stabilizer	STABILIZER 140850	N/A	2017	2019	7	87.5	94	8	26.9	104	9 (9)	-1.8	71
Angus	FOCUS 163069 (P)	NZE194990163069	2018	2019	9	89.9	87	9	25.0	73	11 (11)	2.0	26
Angus	LD CAPITALIST 316 (IMP USA)	US17666102	2018	2018	7	91.2	65	8	25.2	79	8 (8)	0.8	38
Angus	PA FULL POWER 1208 (IMP USA)	US16981588	2018	2019	9	95.0	2	9	24.8	66	11 (11)	1.0	33
Angus	RISSINGTON 160136	NZE145720160136	2018	2019							5 (5)	-0.9	63
Angus	STORTH OAKS L94	NZE19507015L94	2018	2019	7	94.6	6	7	22.7	4	9 (9)	5.2	6
Angus	TE MANIA MULLER 16305 *	NZE16932016305	2018	2022	6	92.9	40	6	23.5	22	7 (8)	2.9	19
Angus	TOTARANUI 15151	NZE12922015151	2018	2018	5	91.2	61	5	25.5	86			
Hereford	ARDO AJAX 5014 (BM) *	0277155014	2018	2022	13	89.4	91	13	25.6	91	15 (20)	8.5	1
Hereford	CRAIGMORE IKE 140260	0169140260	2018	2019							5 (5)	-8.0	90
Hereford	DAYS ROBIN HOOD H38 (AI) (ET) (P)	AUDAYH38	2018	2019	6	85.9	96	6	28.2	109	5 (5)	-2.0	74
Hereford	GRASSMERE GALLANT 152 (BM)	0200150152	2018	2019	6	93.5	19	6	23.6	26	7 (7)	2.2	24
Hereford	KOANUI LEGIT 6444 *	0216166444	2018	2022	11	93.1	29	11	23.5	23	9 (11)	4.5	10
Hereford	LIMEHILLS STREAKER 150368 (BM) *	0677150368	2018	2022	11	94.5	8	11	23.3	18	11 (13)	6.0	3
Hereford	OKAWA HOGAN 3156	0617130156	2018	2018	6	93.9	13	6	22.8	6	7 (7)	-5.2	87
Hereford	ORARI GORGE QUANTUM 160091	0400160091	2018	2019	7	94.0	11	7	23.7	28	6 (6)	-2.1	75

					Total bulls: 97			Total bulls: 110			Total bulls: 92		
Breed	Bull Name	Animal ID	First Year	Last Year	N	Pregnancy Rate (%)	Rank	N	Days to Conception (Days)	Rank	N	Milk (kg)	Rank
				Minimum	84.9			22.1			-9.1		
				Average	92.0			24.6			0.1		
				Maximum	95.4			28.6			8.5		
Hereford	WESTHOLM TRUST R 58	0421160058	2018	2019	7	93.8	16	8	24.2	46	8 (8)	-0.6	60
Angus	CONNELY LEGENDARY 644L	US18534952	2019	2020							5 (5)	-2.8	80
Angus	KAKAHU LACHLAN 15095	NZE13300015095	2019	2020							8 (8)	-1.9	72
Angus	RISSINGTON 17014	NZE14572017014	2019	2020							5 (5)	-0.1	51
Angus	STORTH OAKS JOURNEY M31	NZE19507016M31	2019	2020							5 (5)	1.5	29
Angus	STORTH OAKS M10	NZE19507016M10	2019	2020							7 (7)	1.9	28
Angus	STORTH OAKS M119	NZE19507016M119	2019	2020							7 (7)	-1.0	64
Angus	TE MANIA MATRIX 16018	NZE16932016018	2019	2020							5 (5)	-0.1	50
Angus	WAITANGI M203 *	NZE18954016M203	2019	2022	6	92.2	58	6	24.9	68	8 (10)	-3.4	84
Hereford	MATARIKI 110637 *	0281110637	2019	2022	6	92.2	59	6	24.7	63	9 (12)	-1.1	65
Hereford	MATARIKI JETSON	0281160215	2019	2020	6	92.6	50	6	25.1	77			
Hereford	OKAWA STAMPER 160124	0617160124	2019	2020	10	90.7	71	10	25.4	83			
Hereford	WIRRUNA MATTY M288 (AUS) *	WNAM288	2019	2022	13	91.0	66	13	25.3	82	15 (16)	-0.5	59
Angus	CLUNES CROSSING DUSTY M13 (AI) (IMP AUS)	AUQMUM13	2020	2020							8 (8)	0.9	34
Angus	FOCUS 173075 (P) *	NZE194990173075	2020	2023	13	95.4	1	13	23.9	37	21 (21)	-0.3	54
Angus	LINTON 17070 (P) *	NZE20305017070	2020	2022							11 (12)	3.1	16
Angus	RISSINGTON SURE FIRE P399 *	NZE145720180399	2020	2021							9 (10)	-0.6	61
Hereford	CAPETHORNE 1617 *	0065160017	2020	2021	9	90.8	69	9	25.2	80	13 (16)	-0.3	58
Hereford	LIMEHILLS ANZAC 170279	0677170279	2020	2020	6	90.6	72	6	25.5	88			
Hereford	OTAPAWA VOODOO 7007	0347177007	2020	2020	5	93.1	35	5	24.3	47			
Angus	RISSINGTON ACCELERATE 17002	NZE14572017002	2021	2022	8	89.8	89	8	27.4	107	8 (12)	-1.3	67
Angus	HALLMARK STIRLING Q016	21224019Q016	2022	2023	11	92.7	46	11	24.6	58			
Angus	STOKMAN REAL DEAL N247	NZE21043017N247	2022	2023	6	89.9	88	6	26.0	98			
Angus	STORTH OAKS Q125	NZE19507019Q125	2022	2023	7	92.8	44	7	24.2	44			

					Total bulls: 97		Total bulls: 110		Total bulls: 92				
Breed	Bull Name	Animal ID	First Year	Last Year	N	Pregnancy Rate (%)	Rank	N	Days to Conception (Days)	Rank	N	Milk (kg)	Rank
				Minimum	84.9		22.1		-9.1				
				Average	92.0		24.6		0.1				
				Maximum	95.4		28.6		8.5				
Hereford	KCF BENNETT RESOLVE G595	US44105347	2022	2023				5	23.4	21			
Hereford	KOANUI MAJOR P469	0216180469	2022	2023	7	90.1	84	8	26.0	97			
Hereford	MONYMUSK OUTBACK 190061	0272190061	2022	2023	11	93.1	34	12	23.7	29			
Hereford	OKAWA SARACEN 7036	0617170036	2022	2023	7	92.5	55	7	22.8	7			
Hereford	ORARI GORGE TARZAN 190091	0400190091	2022	2023	14	92.9	41	15	22.9	9			

\*The asterisk after the name denotes that these bulls are link sires of the across-breed Progeny Test - i.e. used in both the original BPT and as a link sire to the across-breed BPT. [The sires coloured blue were used as part of the across-breed BPT.](#)

Note: Some sires have been removed from the report as there were not enough progeny recorded from that sire for the results to be reliable.

## Appendix

---

### Important Notes

- An adjustment for heterosis (the scientific term for “hybrid vigour”) was made so that the advantage of cross-bred progeny was removed from the estimation of the sire's performance.
- Outcomes are expressed as sire progeny group means, which are related to the mean performance of animals across the programme for the trait. The differences between sires in their progeny group means are half of the difference that would be expressed on an EBV basis.
- Traits that had no sire effect have not been reported. This includes Pregnancy Rate as a heifer and mixed age cow, Days to Conception as a heifer and mixed age cow

### Trait definitions - Cow Size Traits

<b>Mature Cow Weight (kg)</b>	Weight of a cow at 3 years and older. Cow weight is measured at mating, weaning, and pre-calving. For the purpose of this report, data was used from weaning only, due to the measurements across the year being so highly correlated for this trait.
<b>Body Condition Score (Score)</b>	Body Condition Score (BCS) of a cow at 3 years and older. The BCS is a measure of the fat and muscle reserves of the cow. This is scored on a 1 – 10 scale with 1 being totally emaciated and 10 being obese. Body Condition Score is measured at mating, weaning, and pre-calving. For the purpose of this report, data was used from weaning only, due to the measurements across the year being so highly correlated for this trait.
<b>Hip Height (cm)</b>	Height of an animal, measured at the hip and an indicator of frame size. Hip height is measured on progeny at 1 year of age (steers and heifers), 2 years of age (females only) and 3 years of age (females only). For the purpose of this report, data is reported for females measured at 2 and 3 years of age.

## Trait definitions - Cow Milk and Fertility Traits

<p><b>Pregnancy Rate 2-year-old Heifer (%)</b></p>	<p>Represents the percentage of a sire's 2-year-old re-breeding daughters (heifers) in-calf at their second mating (natural mating). Data was removed from the analysis where an entire mob was pregnant, as it does not contribute information to differentiate sires (this leads to some instances where bulls have insufficient progeny to report for this trait, but still have enough data to report Days to Conception which is a highly related trait).</p>
<p><b>Days to Conception 2-year-old Heifer (Days)</b></p>	<p>Represents the average number of Days to Conception of a sire's daughters, from the time when the first heifer in the mob conceived and calculated from estimated Foetal Age ultrasound scanning. Non-pregnant heifers are allocated a penalty of 21 days past the latest conceiving heifer within the same mob. The trait combines both the ability to get pregnant (which is represented in the Pregnancy Rate trait), with credit for getting pregnant early in the mating period. Similar concept to the Days to Calving (DTC) trait used in BREEDPLAN and presented in sale catalogues but does not include variation in gestation length. This trait has been reported for heifers at their second breeding (as a 30-month-old heifer).</p>
<p><b>Milk (kg)</b></p>	<p>Milk represents the impact of a sire's daughters on the weaning weight of their calves, beyond that from direct genetics alone. The milk results are expressed as a factor to add or subtract from weaning weight of the calves born to a sire's daughters. The number of progeny in this report (N) refers to the number of that sire's daughters with a calf weaning weight available and the number of records in parentheses to the number of that sire's maternal grand calves with weaning weight records.</p>